



	Seat - Assise	Backrests - Dossiers	Structure - Structure	
Upholstering Revetement (10)	Removable <i>Déhoussable</i>			
	Not removable <i>Non déhoussable</i>	—	—	
Padding Rembourrages (3-4-6-7-8-9)	+ D.35kg/m³	+ D.18kg/m³	+ Polyurethane foam	 ETHICALLY SOFT MADE optional

TECHNICAL INFORMATION

Structure: 1-2

Structure in solid wood panels, plywood, laminated solid FIR bearing various thicknesses.

Springing: 1-5

The back is made up of plywood panels.

The seat is supported by propylene and latex elastic belts.

Note:

The DUAL foot protrudes by 3 cm with respect to the armrest. With the DUAL foot, the size of the products varies as a result.

INFORMATIONS TECHNIQUES

Structure: 1-2

Structure porteuse en panneau de bois contreplaqué latté et partie massives en sapin de différentes épaisseur.

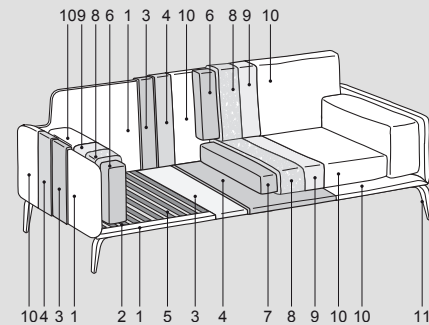
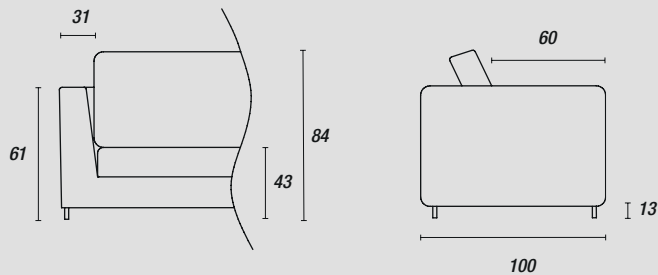
Suspension: 1-5

Dossier en panneaux de contreplaqué de bois.

Assise avec sangles élastiques de fibre propylénique et latex.

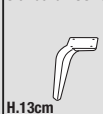
Note:

Le piètement DUAL dépasse de 3 cm de l'accoudoir, avec le piètement DUAL les dimensions des éléments varient en conséquence.



Feet - Pieds::

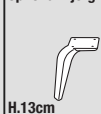
standard BJORG



H.13cm

Black (ME09)
Light brown (ME11)
Anthracite (ME01)
Dark brown (ME03)

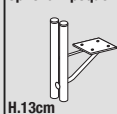
optional Bjorg



H.13cm

at a surcharge
Shining Chromium (ME04)
Black Chrome (ME05)

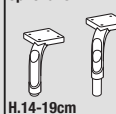
optional Epoque



H.13cm

at a surcharge
Black (ME09)

optional UP

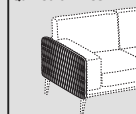


H.14-19cm

at a surcharge
Black (ME09)
Light brown (ME11)




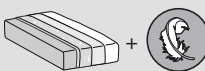



Accessories - Accessoires:

Quilted armrest



Kris Mix



	Seat - Assise	Backrests - Dossiers	Structure - Structure	
Upholstering Revetement (10)	Removable <i>Déhoussable</i>			-
	Not removable <i>Non déhoussable</i>	-	-	
Padding Rembourrages (3-4-6-7-8-9)	 D.35kg/m³	 D.18kg/m³	 Polyurethane foam	 optional

TECHNICAL INFORMATION

Structure: 1-2

Structure in solid wood panels, plywood, laminated solid FIR bearing various thicknesses.

Springing: 1-5

The back is made up of plywood panels.

The seat is supported by propylene and latex elastic belts.

Note:

Base covered with Soft leather; for articles upholstered with leather parts from other categories, consider the indicated surcharge

The DUAL foot protrudes by 3 cm with respect to the armrest. With the DUAL foot, the size of the products varies as a result.

INFORMATIONS TECHNIQUES

Structure: 1-2

Structure porteuse en panneau de bois contreplaqué latté et partie massives en sapin de différentes épaisseur.

Suspension: 1-5

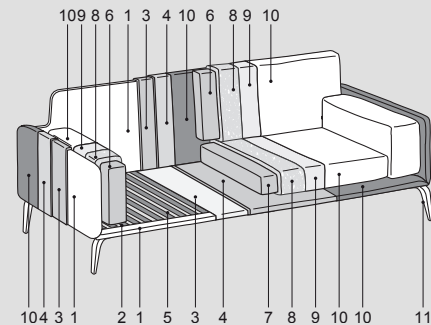
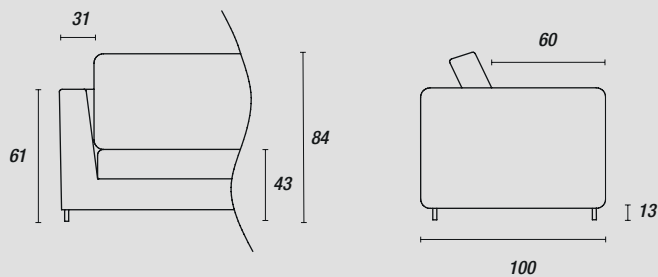
Dossier en panneaux de contreplaqué de bois.

Assise avec sangles élastiques de fibre propylénique et latex.

Note:

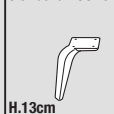
Structure revetue en cuir cat. Soft; pour l'article rembourré avec des parties dans d'autres catégories de cuir, rajouter la majoration qui est indiquée.

Le piètement DUAL dépasse de 3 cm de l'accoudoir, avec le piètement DUAL les dimensions des éléments varient en conséquence.



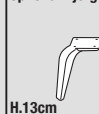
Feet - Pieds::

standard BJORG



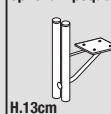
H.13cm
Black (ME09)
Light brown (ME11)
Anthracite (ME01)
Dark brown (ME03)

optional Bjorg



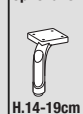
at a surcharge
Shining Chromium (ME04)
Black Chrome (ME05)

optional Epoque



at a surcharge
Black (ME09)

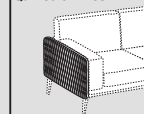
optional UP



at a surcharge
Black (ME09)
Light brown (ME11)

Accessories - Accessoires:

Quilted armrest



Kris Low



	Seat - Assise	Backrests - Dossiers	Structure - Structure	
Upholstering Revetement (10)	Removable Déhoussable			
	Not removable Non déhoussable	—	—	
Padding Rembourrages (3-4-6-7-8-9)	+ D.35kg/m³	+ D.18kg/m³	+ Polyurethane foam	 ETHICALLY SOFT MADE optional

TECHNICAL INFORMATION

Structure: 1-2

Structure in solid wood panels, plywood, laminated solid FIR bearing various thicknesses.

Springing: 1-5

The back is made up of plywood panels.

The seat is supported by propylene and latex elastic belts.

Note:

The DUAL foot protrudes by 3 cm with respect to the armrest. With the DUAL foot, the size of the products varies as a result.

INFORMATIONS TECHNIQUES

Structure: 1-2

Structure porteuse en panneau de bois contreplaqué latté et partie massives en sapin de différentes épaisseur.

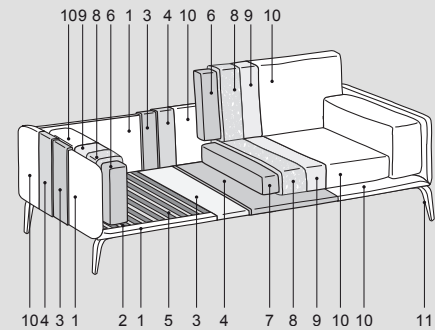
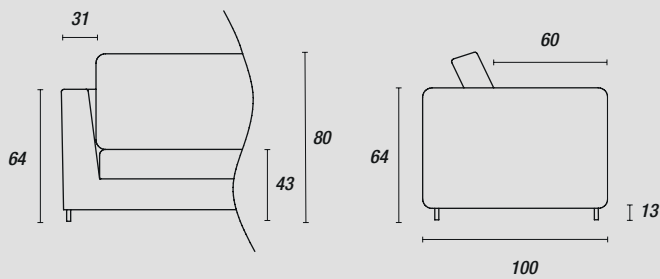
Suspension: 1-5

Dossier en panneaux de contreplaqué de bois.

Assise avec sangles élastiques de fibre propylénique et latex.

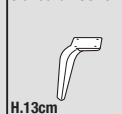
Note:

Le piétement DUAL dépasse de 3 cm de l'accoudoir, avec le piétement DUAL les dimensions des éléments varient en conséquence.



Feet - Pieds::

standard BJORG



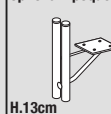
H.13cm
Black (ME09)
Light brown (ME11)
Anthracite (ME01)
Dark brown (ME03)

optional Bjorg



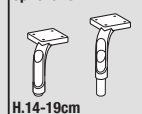
at a surcharge
Shining Chromium (ME04)
Black Chrome (ME05)

optional Epoque



at a surcharge
Black (ME09)

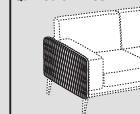
optional UP



at a surcharge
Black (ME09)
Light brown (ME11)




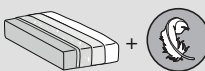



Accessories - Accessoires:

Quilted armrest



Kris Mix Low



	Seat - Assise	Backrests - Dossiers	Structure - Structure	
Upholstering Revetement (10)	Removable <i>Déhoussable</i>			-
	Not removable <i>Non déhoussable</i>	-	-	
Padding Rembourrages (3-4-6-7-8-9)	 D.35kg/m³	 D.18kg/m³	 Polyurethane foam	 optional

TECHNICAL INFORMATION

Structure: 1-2

Structure in solid wood panels, plywood, laminated solid FIR bearing various thicknesses.

Springing: 1-5

The back is made up of plywood panels.

The seat is supported by propylene and latex elastic belts.

Note:

Base covered with Soft leather; for articles upholstered with leather parts from other categories, consider the indicated surcharge. Tone on tone edge as a standard, if contrasting, specify the color.

The DUAL foot protrudes by 3 cm with respect to the armrest. With the DUAL foot, the size of the products varies as a result.

INFORMATIONS TECHNIQUES

Structure: 1-2

Structure porteuse en panneau de bois contreplaqué latté et partie massives en sapin de différentes épaisseur.

Suspension: 1-5

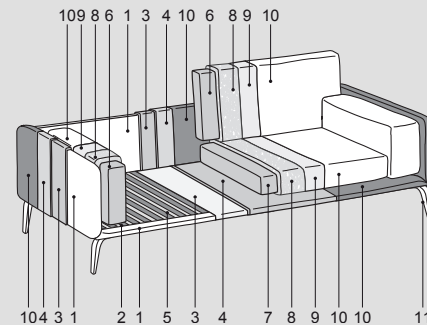
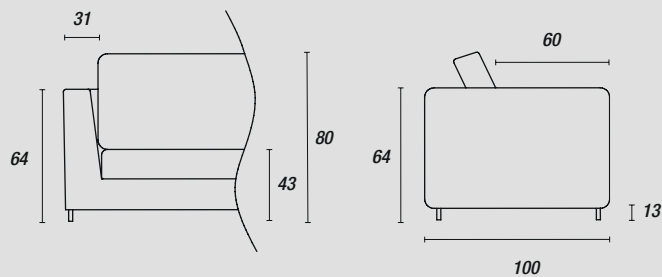
Dossier en panneaux de contreplaqué de bois.

Assise avec sangles élastiques de fibre propylénique et latex.

Note:

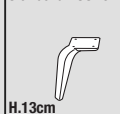
Structure revetue en cuir cat. Soft; pour l'article rembourré avec des parties dans d'autres catégories de cuir, rajouter la majoration qui est indiquée. Bordure de série ton sur ton, préciser la couleur si contraste.

Le piètement DUAL dépasse de 3 cm de l'accoudoir, avec le piètement DUAL les dimensions des éléments varient en conséquence.



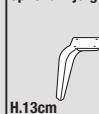
Feet - Pieds::

standard BJORG



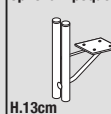
H.13cm
Black (ME09)
Light brown (ME11)
Anthracite (ME01)
Dark brown (ME03)

optional Bjorg



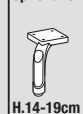
at a surcharge
Shining Chromium (ME04)
Black Chrome (ME05)

optional Epoque



at a surcharge
Black (ME09)

optional UP



at a surcharge
Black (ME09)
Light brown (ME11)

Accessories - Accessoires:

Quilted armrest

