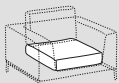








356 outdoor intreccio



	 Seduta - Seat	 Schienale - Backrest	
Rivestimento Upholstering (8)	Sfoderabile Removable 	Sfoderabile Removable 	
	Non sfoderabile Not removable —	Non sfoderabile Not removable —	
Imbottiture Padding (5-6-7)	 D.30kg/m³	 D.18kg/m³	

INFORMAZIONI TECNICHE

Struttura: 1-2-3

Struttura in pannelli di legno listellare multistrato e masselli portanti in okume' di vari spessori.

Molleggio: 2-3-4

Schienale tubolare in metallo verniciato con trattamento outdoor e corda intrecciata. Seduta in nastri elastici di fibra propilenica e lattice.

Note:

Prefodera in materiale idrorepellente traspirante.

Disponibile a richiesta cover idrorepellente termosaldata (per specifiche tecniche vedi pagina materiali, finiture e avvertenze).

TECHNICAL INFORMATION

Structure: 1-2-3

Structure in plywood panels and solid load-bearing in okume' of various thicknesses.

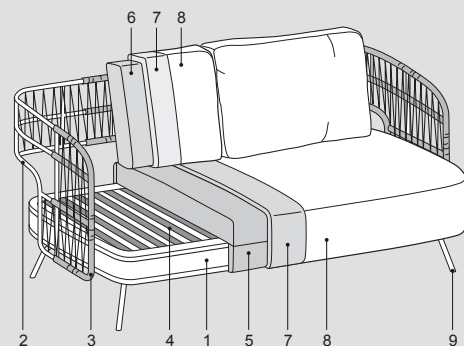
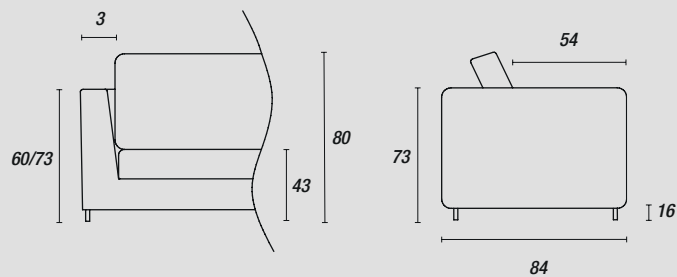
Springing: 2-3-4

Tubular backrest in painted metal with outdoor treatment and braided rope. The seat is supported by propylene and latex elastic belts.

Notes:

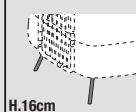
Pre-lining in breathable water-repellent material.

Heat-sealed water-repellent cover available upon request (for technical specifications see Materials, Finishes and Warnings page).



Basamento: - Base::

di serie Basamento



Light brown (ME11)

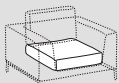



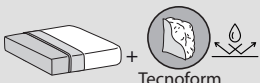


Colore corda



Cordino grigio (C001)

356 outdoor trapunta



	 Seduta - Seat	 Schienale - Backrest	
Rivestimento Upholstering (8)	Sfoderabile Removable 	Sfoderabile Removable 	
	Non sfoderabile Not removable —	Non sfoderabile Not removable —	
Imbottiture Padding (5-6-7)	 D.30kg/m³	 D.18kg/m³	

INFORMAZIONI TECNICHE

Struttura: 1-2-3

Struttura in pannelli di legno listellare multistrato e masselli portanti in okume' di vari spessori.

Molleggio: 2-3-4

Schienale tubolare in metallo verniciato con trattamento outdoor.

Seduta in nastri elastici di fibra propilenica e lattice.

Note:

Prefodera in materiale idrorepellente traspirante.

Disponibile a richiesta cover idrorepellente termosaldata (per specifiche tecniche vedi pagina materiali, finiture e avvertenze).

TECHNICAL INFORMATION

Structure: 1-2-3

Structure in plywood panels and solid load-bearing in okume' of various thicknesses.

Springing: 2-3-4

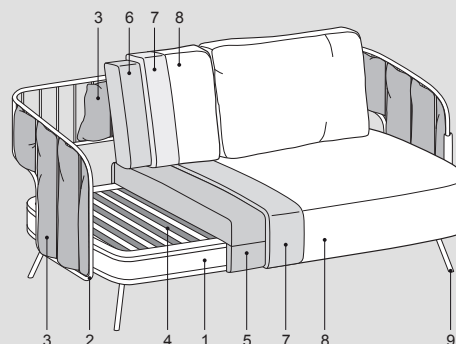
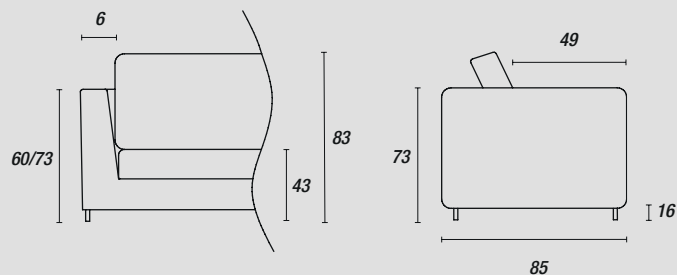
Tubular backrest in painted metal with outdoor treatment.

The seat is supported by propylene and latex elastic belts.

Notes:

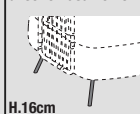
Pre-lining in breathable water-repellent material.

Heat-sealed water-repellent cover available upon request (for technical specifications see Materials, Finishes and Warnings page).



Basamento: - Base::

di serie Basamento



H.16cm

Light brown (ME11)