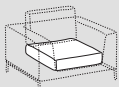
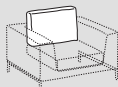
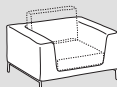



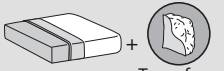




Loto Poltrona



	 Seduta - Seat	 Schienale - Backrest	 Struttura - Structure
Rivestimento Upholstering (7)			
Sfoderabile Removable	—	—	—
Non sfoderabile Not removable			
Imbottiture Padding (4-5-6)	 D.30kg/m³	 D.21kg/m³	 D.21kg/m³

INFORMAZIONI TECNICHE

Struttura: (1-2)

Elementi strutturali in pannelli di legno multistrati e curvato di multistrati in classe E1, particolari in legno di abete e tamponamenti in faesite.

Molleggio: (2-3)

Schienale in multistrati curvato.

Seduta in nastri elastici di fibra propilenica e lattice incrociati e meccanicamente pretensionati.

TECHNICAL INFORMATION

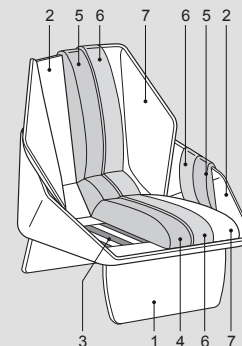
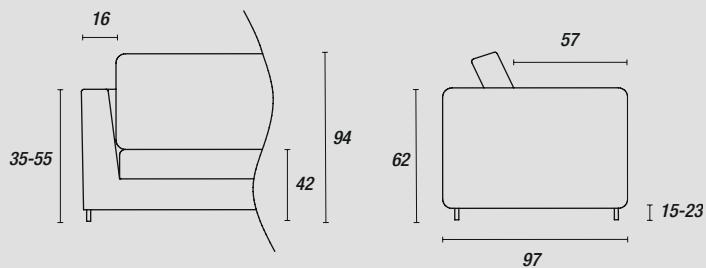
Structure: (1-2)

Structural elements made of class E1 multilayer and curved plywood panels, fir wood details and faesite infills.

Springing: (2-3)

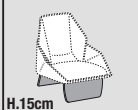
Backrest in curved plywood.

Seat with pre-tensioned crossed propylene fibre and latex elastic webbing.



Piedini - Feet :

Basamento



H.15cm
Grey wood (LE12)